

A photograph of a roller coaster looping in a vertical circle against a clear blue sky. The coaster track is white, and the cars are red and black.

New Round-Up

Virginia Evans Jenny Dooley

Starter

1

2

3

4

5

6

English Grammar Practice



Students' Book

with CD-Rom



PEARSON
Longman

Pearson Education Limited
Edinburgh Gate
Harlow
Essex CM20 2JE
England
and Associated Companies throughout the world.

www.pearsonlongman.com

© Pearson Education Limited 2011

The rights of Virginia Evans and Jenny Dooley to be identified as authors of this Work have been asserted by them in accordance with the Copyright, Designs and Patents Act 1988.

All rights reserved; no part of this publication may be reproduced, stored in a retrieval system, or transmitted in any form or by any means, electronic, mechanical, photocopying, recording, or otherwise without the prior written permission of the publishers.

Printed in China
SWTC/01

ISBN 978-1-4082-3503-4

New Round-Up

English Grammar Practice

Starter

Contents

1 The Alphabet	3	13 Present Continuous	65
2 A – An	9	14 Present Simple	70
Progress Check 1 (Units 1–2)	13	Progress Check 7 (Units 13–14)	79
3 Numbers	15	15 Prepositions of Place	81
4 Plurals	17	16 Prepositions of Time	85
Progress Check 2 (Units 3–4)	20	17 Who – What	90
5 Personal Pronouns	22	Progress Check 8 (Units 15–17)	93
6 The verb ‘to be’	26		
Progress Check 3 (Units 5–6)	31	Revision	
7 This / These – That / Those	33	Revision 1 Units 1–2)	95
8 ‘Have / Have got’	37	Revision 2 (Units 1–4)	97
Progress Check 4 (Units 7–8)	42	Revision 3 (Units 1–6)	99
9 There is / There are	44	Revision 4 (Units 1–8)	101
10 ‘Can’	48	Revision 5 (Units 1–10)	103
Progress Check 5 (Units 9–10)	53	Revision 6 (Units 1–12)	105
11 Possessives	55	Revision 7 (Units 1–14)	107
12 The Imperative	60	Revision 8 (Units 1–17)	109
Progress Check 6 (Units 11–12)	63		
		Word List	111

Introduction

New Round-Up Starter English Grammar Practice combines games and fun with serious, systematic grammar practice. It is ideal for young learners in the preliminary stages of English language learning.

Students see grammar points clearly presented in colourful boxes and tables. They practise grammar through lively, highly illustrated games and oral and writing activities.

New Round-Up is especially designed for different students studying English in different ways.


It can be used:

- in class with a coursebook. Students do both oral work – in pairs and in groups – and written work in New Round-Up.
- after class. The ‘write-in’ activities are ideal for homework. Students can practise what they have learned in the classroom.
- on holidays for revision. New Round-Up has clear instructions and simple grammar boxes, so students can study at home without a teacher.

The New Round-Up Teacher’s Book includes a full answer key, quizzes, tests plus answer keys, and audio scripts of progress check listening tasks.



Listen and repeat.



apple

A *A*

a *a*



ball

B *B*

b *b*



cat

C *C*

c *c*



doll

D *D*

d *d*



egg

E *E*

e *e*



frog

F *F*

f *f*



Sing along!

A for apple **C** for cat **E** for egg

B for ball **D** for doll **F** for frog


A B C D E F

1

The Alphabet




Listen and repeat.



glass

G *G*

g *g*



hat

H *H*

h *h*



Indian

I *I*

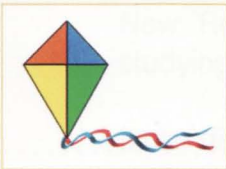
i *i*



jam

J *J*


j *j*



kite

K *K*

k *k*



lemon

L *L*

l *l*



man

M *M*


m *m*



nose

N *N*


n *n*



onion

O *O*

o *o*



pen

P *P*

p *p*



Sing along!

G for glass
H for hat
I for Indian
J for jam
K for kite

G H I J K
L M N O P

L for lemon
M for man
N for nose
O for onion
P for pen



Listen and repeat.



queen

Q Q

q q



rain

R R


r r



star

S S

s s



train

T T

t t



umbrella

U U

u u



van

V V

v v



watch

W W

w w



box

X X

x x



yo-yo

Y Y

y y



zoo

Z Z

z z



Sing along!

Q for queen
 R for rain
 S for star
 T for train
 U for umbrella
 V for van

Q R S T U
 V W X Y Z


W for watch
 X for box
 Y for yo-yo
 Z for zoo

I can learn it!
 You can too!

1

The Alphabet

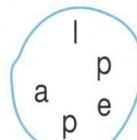
1 Fill in the missing letters.




2 Look at the pictures. Look at the letters. Write the words.




1 doll



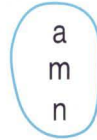
2




3



4



5





6



7



8



9

3 Fill in the missing small letters.

...a... b d f h j l n
 p r t v x z

4 Fill in the missing capital letters.

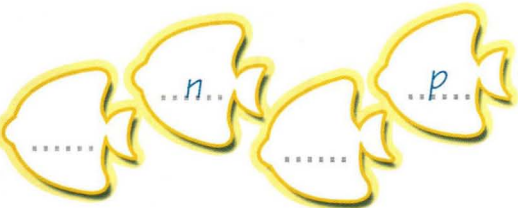
A ...B... C E G I K M O
 Q S U W Y


5 Fill in the missing letters.


1  ..G... ..J...

2  ..t... ..v...

3  ..C... ..D...

4  ..n... ..p...

5  ..R... ..U...

6  ..W... ..y...

6 Write in capital letters.

- | | | | | | |
|------------|-----------------|---------|-------|----------|-------|
| 1 dog | DOG | 5 queen | | 9 cat | |
| 2 apple | | 6 watch | | 10 glass | |
| 3 umbrella | | 7 lemon | | | |
| 4 jam | | 8 train | | | |

7 Write in small letters.

- | | | | | | |
|---------|-----------------|---------|-------|---------|-------|
| 1 CAT | cat | 5 KITE | | 9 TRAIN | |
| 2 EGG | | 6 ONION | | 10 FROG | |
| 3 NOSE | | 7 ZOO | | | |
| 4 YO-YO | | 8 PEN | | | |

1

The Alphabet

8

Match the first letter of a word to the end of the word and its picture.

Letters: j, h, e, s, f, o, n, a

Words and Pictures:

- ...onion (onion)
- ...tar (star)
- ...ose (nose)
- ...pple (apple)
- ...gg (egg)
- ...at (hat)
- ...am (jam)
- ...rog (frog)

9



Listen and repeat.

th / ð / or / θ /

this, that, them, there, they, thin, thief, three, thing

ch / tʃ /

chart, cherry, chess, child, church, chin, chair

ph / f /

phone, photo, Philip

sh / ʃ /

ship, shop, shell, shut, shoe, shot



Alphabet Game

Student A: Say a letter.

Student B: Write the letter on the board.




B







Listen and repeat.



e.g. a ball
a cat



e.g. an apple
an umbrella

1 Circle the vowels.

c d a g k i l m o f
p q w e x s z u

2 Listen and repeat.

a + ll /ɑ:/

ball, call, small, all, tall, fall

e is silent at the end

make, bake, snake, cake, apple, kite

ee /i:/

bee, sheep, see, feet, seed, meet


oo /ʊ/ or /ɔ:/

book, cook, good, pool, moon **BUT:** door, floor

2

A – An


3

Fill in: *a* or *an*.1 ... *a* ... dog


2 elephant



3 zebra




4 ant



5 snake




6 frog



7 octopus



8 cow



9 insect



10 bird



11 lion




12 alligator



13 donkey



14 owl




15 mouse



16 sheep



17 fish



18 horse



19 ostrich



20 bee

4



Listen and repeat.

c + a, o, u /k/

cat, cost, cup, coffee, coat, can

c + e, i, y /s/

cell, cinema, cycle, city, certain

k is not pronounced before n

knit, knife, know, knee

q + u /kw/

queen, quit, question

y /j/ at the beginning

yes, yellow, yacht

y /i/ at the end

Mary, tidy, Sally, cherry,

/aɪ/ in one syllable words

sky, fly, dry, spy, cry

s /z/ between vowels

rose, close, rise

5  Write the words in the correct column. Listen and check. Listen and repeat.

a

banana

.....

.....

.....

.....

.....

an

.....

.....

.....

.....

.....



6 Circle the odd word out.

- | | | |
|------------------------------|-----------------------------|----------------------------------|
| 1 a mouse / cat / <u>owl</u> | 3 an orange / lemon / apple | 5 a pineapple / cake / ice cream |
| 2 an ant / donkey / elephant | 4 a umbrella / hat / girl | 6 an horse / ostrich / ant |

7 Fill in: ball, apple, cat, egg, dog, frog, umbrella, box, yo-yo, queen, onion, glass, Indian, man, kite, pen.

a

.....

.....

.....

an

.....

.....

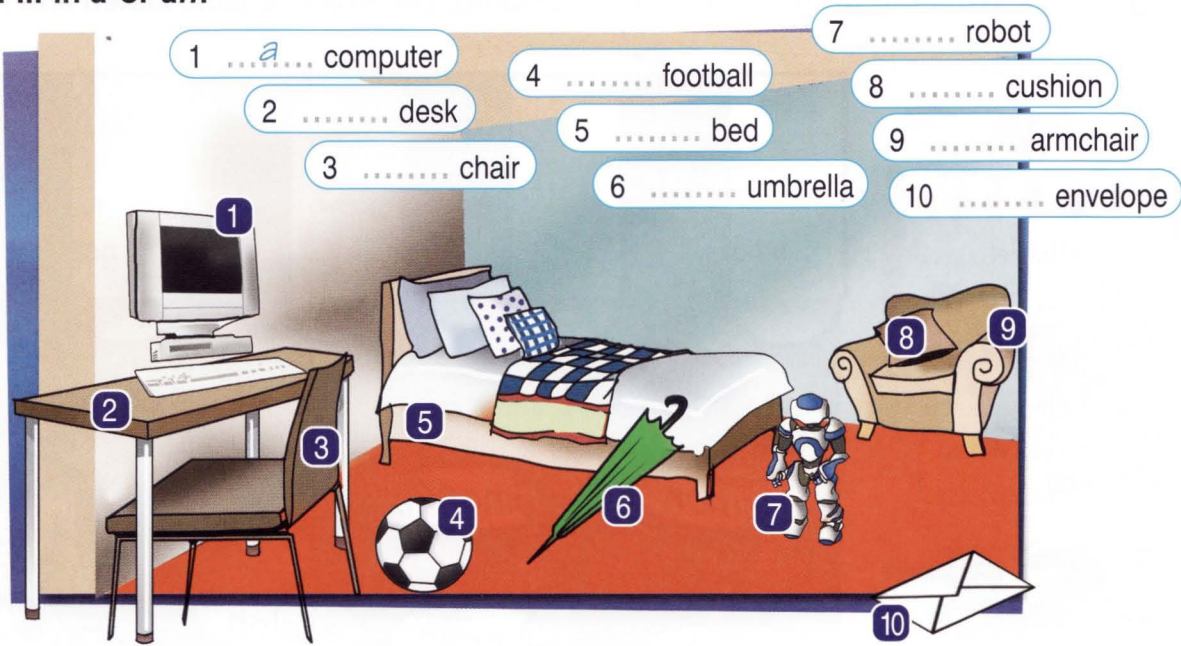
.....

2

A – An

8

Fill in *a* or *an*.



Speaking Activity

Student A: Say an animal from Ex. 3. Student B: Repeat adding *a* or *an*.

A or An?

dog

a dog



Writing Activity

Write a list of 6 animals we see in a zoo.

..... *an owl*


.....

Remember?

Look at the picture in Ex. 8 for 2 minutes. Close your books. Can you remember all the things in the room?

Progress Check 1 (Units 1-2)

1 Fill in the missing small letters.



2 Write the words in capitals.

cat


apple

ball

train



C A T



□ □ □ □ □



□ □ □ □ □



□ □ □ □ □

3 Look and write as in the example.




1 *a star*



2



3



4



5



6

Progress Check 1

4 Read and circle.

1 a / an bird

3 a / an cow

5 a / an mouse

7 a / an alligator

2 a / an ant

4 a / an owl

6 a / an horse

8 a / an lion

Listening

5 Listen and draw lines. There is one example.

Pat

Ann

Kim

Tom

Ben

Sam



6



Song



Here's a doll
 Here's a star
 Here's an onion
 Here's a car
 Here's an egg
 Here's a pen
 Here's an apple
 Sing again!




Here's a watch
 Here's a hat
 Here's an ostrich
 Here's a cat
 Here's an ant
 Here's a bee
 Here's a yo-yo
 Sing with me!





Listen and repeat.



1 one
2 two

3 three
4 four

5 five
6 six

7 seven
8 eight

9 nine
10 ten

1 Write the numbers.



Listen and repeat.




3

Numbers




Listen and repeat.



2

Help the bee go home. Write the missing numbers.



3

Write out the numbers.

- | | | | | | |
|---|------------------------|---|------------|---|------------|
| 1 | 63 : ...sixty-three... | 3 | 55 : | 5 | 91 : |
| 2 | 47 : | 4 | 82 : | 6 | 76 : |

Find the numbers

Student A: Say a number. Student B: Say the number after it.

eleven



twelve



Plurals



Listen and repeat.

Singular



one flower

Plural




three flowers



Most nouns add **-s**.

1 Look and write.



- 1 *two zebras*
- 2
- 3
- 4
- 5



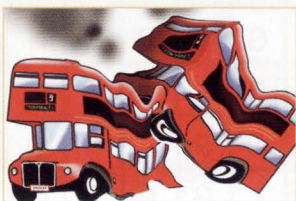
Listen and repeat.

Singular



one bus

Plural



two buses



Nouns that end in **-s, -ss, -sh, -ch, -x** or **-o** add **-es**.

2 Write the plurals.

- 1 watch - .. *watches* ..
- 2 glass - ..
- 3 tomato - ..
- 4 brush - ..
- 5 box - ..
- 6 dish - ..

4

Plurals



Listen and repeat.

Singular



one baby

Plural



two babies



Nouns that end in consonant + y drop y and add -ies.

BUT

Singular



one toy

Plural



two toys

Nouns that end in a vowel (a, e, o, u) + y add -s.

3

Find the plurals of the words below in the puzzle.



A	E	S	L	M	O	L	A	D	I	E	S
L	M	T	O	E	A	S	I	L	M	Z	V
Y	M	O	N	K	E	Y	S	D	A	I	E
G	E	R	B	Y	S	T	O	E	K	B	O
J	Q	I	E	N	B	O	Y	S	T	A	F
S	G	E	O	D	A	Y	S	F	M	B	J
T	R	S	D	E	N	N	O	E	L	I	C
S	T	R	A	W	B	E	R	R	I	E	S
O	L	G	D	E	O	S	T	P	K	S	E

Pronunciation

We pronounce the ending of the plural form:

- /s/ when the noun ends in a(n) /f/, /k/, /p/, /t/ or /θ/ sound. chefs, parks, shops, bats, baths.
- /z/ when the noun ends in a(n) /s/, /ks/, /ʃ/, /tʃ/, /dʒ/ or /z/ sound. buses, foxes, dishes, witches, bridges, roses
- /z/ when the noun ends in all other sounds. toys, lemons, flowers, bags

4 Listen and tick (✓). Listen again and repeat.

	/s/	/z/	/ɪz/		/s/	/z/	/ɪz/		/s/	/z/	/ɪz/
rabbits				lorries				brushes			
boxes				oranges				hats			
planes				glasses				cars			

22 Listen and repeat.

Irregular Plurals

one man	two men	one woman	two women	one child	two children
one person	two people	one tooth	two teeth	one foot	two feet
one mouse	two mice	one fish	two fish	one sheep	two sheep

5 Count and write.

1	2	3	4	5
two teeth				

Write the plurals

Student A: Say a word. Student B: Write the plural form on the board.

A: man B: (writes) men

Progress Check 2 (Units 3-4)

1 Match the numbers to the words.

ten six eleven nine two twelve sixteen twenty

2 Choose and circle.

1	30	thirteen	three	thirty	4	19	nine	ninety	nineteen
2	40	four	fourteen	forty	5	7	seventeen	seven	seventy
3	15	fifty	fifteen	five	6	80	eight	eighty	eighteen

3 Match the words to the endings.

lion story glass lorry tomato
zebra lady bus boat

-s	-es	-ies
lions		

4 Look at the pictures. Look at the letters. Write the words.

 e s p a l n 1 <i>planes</i>	 x f e s o 2	 s i b e a b 3
 r f g o s 4	 y b o s 5	 t h w s c e a 6

5 Write the plurals.

- | | | |
|-----------------|------------------|-----------------|
| 1 child - | 4 tooth - | 7 foot - |
| 2 mouse - | 5 sheep - | 8 woman - |
| 3 man - | 6 person - | 9 fish - |

Listening

6 Listen and write a name or a number. There are two examples.



Lisa




8




1



2



3




4

7 Song

Two white sheep and three brown dogs
 Four grey mice and five green frogs
 Two red apples, three pink cakes
 Four blue birds and five brown snakes
 Lots of pictures in my book
 Lots of pictures, come and look.

Two blue flowers, three green trees
 Four black ants, five yellow bees
 Two green vans and three white planes
 Four red buses, five blue trains
 Lots of pictures in my book
 Lots of pictures, come and look.

















Listen and repeat.

Singular	Plural
I	we
you	you
he, she, it	they



People	Animals	Things
He / She	It	It
		
		
		
		

We say **he** for men and boys, **she** for women and girls and **it** for things and animals.

1 Fill in: *I, he, she, it, we* or *they*.



2 Fill in: *he, she, it, we* or *they*.

- | | | | | | |
|---------|------------------------|--------------------|-------|-------------|-------|
| 1 Maria | <i>she</i> | 4 you and I | | 7 woman | |
| 2 hat | | 5 boy | | 8 Tom and I | |
| 3 buses | | 6 Carmen and Pedro | | 9 frog | |

3 Match the correct pronouns to the pictures.



5

Personal Pronouns

4 Read and circle.




1 we / they




2 she / you



3 we / he




4 we / you



5 it / they



6 I / she



7 it / he



8 we / he



9 she / it

5




Write *I, you, he, she, it, we* or *they*. Listen and check.



1



2



3




4



5



6



7







8



9

6 Write *he, she, it, or they.*



7 Match.

- 1 Jenny
- 2 a dog
- 3 Mum and Dad
- 4 Lucy and I
- 5 Ben
- 6 three monkeys
- 7 a boy
- 8 a yo-yo

- a we
- b it
- c he
- d she
- e they
- f it
- g they
- h he


Say the pronoun!

Work in pairs. Find a picture in the unit. Point to the picture. Your partner says the correct pronoun. Now, your partner finds a picture.





Listen and repeat.



Affirmative		Negative		Interrogative
Long form	Short Form	Long	Short Form	
I am	I'm	I am not	I'm not	Am I?
You are	You're	You are not	You aren't	Are you?
He is	He's	He is not	He isn't	Is he?
She is	She's	She is not	She isn't	Is she?
It is	It's	It is not	It isn't	Is it?
We are	We're	We are not	We aren't	Are we?
You are	You're	You are not	You aren't	Are you?
They are	They're	They are not	They aren't	Are they?

1 Write as in the example.

Long Form

- It is a doll.
- They dancers.
- He a teacher.
- We girls.
- I Tony.
- She a singer.

Short Form

- It 's a doll.
- They dancers.
- He a teacher.
- We girls.
- I Tony.
- She a singer.

2 Fill in: *am, is or are.*

1 I a dancer and you a singer.



2 We football players and they tennis players.



3 He a mechanic and she an engineer.



4 I a firefighter and he a policeman.



5 You a policeman and I a nurse.



6 We pupils and you students.



7 I a bus driver and you a postman.



8 I a pilot and he an astronaut.



9 I a doctor and he a teacher.



3 Match column A with column B, then write the sentences.

A

- 1 I am a
- 2 He is
- 3 It is
- 4 She is
- 5 We are

B

- A a box
- B Mary
- C Jim
- D pupil
- E singers

I am a pupil.

4 Fill in: *'m not, isn't or aren't.*

- 1 I *'m not* a teacher.
- 2 You an engineer.
- 3 We dancers.
- 4 He a bus driver.

- 5 She an astronaut.
- 6 I a student.
- 7 They postmen.
- 8 It a dog.

6

The verb 'to be'

5

Fill in the pronoun *I, he, she, it, we, they* with *'m not, isn't or aren't*.



1 *He isn't* a policeman.
He is a singer.



2 a teacher.
I'm a doctor.



3 a postman.
He's a pilot.



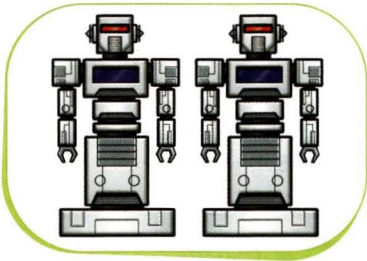
4 firefighters.
They are policemen.




5 an engineer.
She's a teacher.



6 singers.
We are doctors.



7 balloons.
They are robots.



8 a fox.
It's a penguin.



9 a teacher.
She is a nurse.

6

Fill in: *Am, Is or Are*.

- 1 *Are* you a pupil?
- 2 he a teacher?
- 3 they dancers?
- 4 I a pilot?

- 5 you firefighters?
- 6 it a dog?
- 7 she a nurse?
- 8 it an apple?

Short answers

Am I/Are you a pupil?	Yes, I am.	No, I'm not.
Is he/she/it big?	Yes, he/she/it is.	No, he/she/it isn't.
Are we/you/they pupils?	Yes, we/you/they are.	No, we/you/they aren't.

7 Answer the questions using short answers.



1 Is he 7?


No, he isn't.



2 Are they babies?




3 Is he a firefighter?



4 Is it a zebra?



5 Is she a singer?



6 Are they bees?

8 Answer the questions.



1 Are they mechanics?

No, they aren't.

They're firefighters.



2 Is he a postman?



3 Is she a dancer?



4 Are you bus drivers?



5 Are they tennis players?



6 Is it a flower?

6

The verb 'to be'

9



Fill in: *am, is or are*. Listen and check.

1) Meena. 2) 7. 3) a pupil. Sunita 4)
 my mum. She 5) a teacher. Deepak 6) my dad. He 7)
 an engineer. Dev 8) my brother. He 9) a student. We
 10) a happy family!



What am I?

Think of a job. Your partner asks three questions to guess who you are.



Are you a teacher?

Are you a bus driver?

Are you a pilot?

No, I'm not.

No, I'm not.

Yes, I am.



Writing Activity

Write a short text about you and your family. Use the text in Ex. 9 as a model.

.....

.....

.....

.....

.....

.....

.....

.....


.....

.....

Progress Check 3 (Units 5-6)

1 Match the words to the pictures.

- 1 I *b.*
- 2 he
- 3 she
- 4 it
- 5 we
- 6 they



2 Read and circle.

- 1 I am / are five.
- 2 It is / are a bird.
- 3 We am / are Omar and Fatima.
- 4 She is / are a teacher.
- 5 I is / am Chris.
- 6 You is / are happy.

3 Write the sentences as in the example.

- 1 she / nurse *She's a nurse.*
- 2 It / not apple
- 3 he / teacher?
- 4 They / not lions
- 5 I / student
- 6 She / Vera
- 7 it / elephant?
- 8 You / not doctor

4 Write the sentences as in the example.



1 Ann is a singer.
..... *She is a singer.*



2 Tom is a teacher.
.....



3 Mark and Alice are dancers.
.....



4 Spot and Dot are dogs.
.....




5 Bob and I are firefighters.
.....



6 Paul and Miko are pupils.
.....

Progress Check 3

Listening

5  Listen and tick (✓) the box. There is one example.

How old is Ellie?



A



B




C

1 What is in the picture?



A



B



C

2 What's Mike's job?



A



B



C

3 Which is my dog?



A BARRY



B DASTY




C LARRY

6  **Song** 

She's a teacher
We are students
We're at school
We're at school
It's a sunny morning
We are very happy
School is cool
School is cool

It's an eraser
They are pencils
It's a book
It's a book
We are in the classroom
We are very happy
Come and look
Come and look







Listen and repeat.


This is a big egg.



These are crocodiles' eggs.



Look! *That is a crocodile!*



Those are crocodiles. Help!!

We use **this/these** for things near us.


We use **that/those** for things far from us.



This is a pen. These are pens.

That is a kite. Those are kites.

1 Look and complete the sentences. Use *This is* or *These are*.




- 1 *These are* hats.
- 2 skirt.
- 3 shirt.
- 4 dress.
- 5 trousers.
- 6 boots.

7

This / These – That / Those

2

Write sentences using *That* or *Those*.



1 *That is a tiger.*

2

3

4

5

6

3

Fill in: *This* or *That*.

1 is a helicopter.




2 is a motorbike.



3 is a boat.



4 is a train.



4 Fill in: *these* or *those*.


1 What are ?
They are bikes.



2 What are ?
They are planes.



3 What are ?
They are buses.



4 What are ?
They are cars.



5 Fill in: *this*, *that*, *these* or *those*.

1 What is ?



It's a snake.

2 What are ?



They're monkeys.

3 What is ?



It's a bee.

4 What are ?



They're shoes.

5 What is ?



It's a cake.

6 What is ?



It's my hat!!!

7

This / These – That / Those

6



Fill in: *This, That, These or Those*. Listen and check.


1 *This* is a blue monster.



2 is a red monster.



3 are yellow monsters.



4 are green monsters.



5 is a black monster.



6 is a white monster.



7 are brown monsters.



8 is a pink monster.



Say it right!

Student A: Point to things in the classroom. Make a wrong sentence.

Student B: Correct your partner.

This is a pen.



No, this isn't a pen.
This is a pencil.





Listen and repeat.

Have (got)



Affirmative		Negative		Interrogative
Long form	Short Form	Long	Short Form	
I have got	I've got	I have not got	I haven't got	Have I got?
You have got	You've got	You have not got	You haven't got	Have you got?
He has got	He's got	He has not got	He hasn't got	Has he got?
She has got	She's got	She has not got	She hasn't got	Has she got?
It has got	It's got	It has not got	It hasn't got	Has it got?
We have got	We've got	We have not got	We haven't got	Have we got?
You have got	You've got	You have not got	You haven't got	Have you got?
They have got	They've got	They have not got	They haven't got	Have they got?

1 Fill in the blanks as in the example.

Long form

- I *have got* a book. (✓)
- Mary a red dress. (✓)
- They a dog. (✓)
- It big ears. (✓)
- Pam *has not got* a watch. (X)
- We a telephone. (X)
- Jane a banana. (X)
- You a hat. (X)


Short form

- I *'ve got* a book. (✓)
- Mary a red dress. (✓)
- They a dog. (✓)
- It big ears. (✓)
- Pam *hasn't got* a watch. (X)
- We a telephone. (X)
- Jane a banana. (X)
- You a hat. (X)

8

'Have / Have got'

2 Look at the blue monster and write about it.



It has got two eyes.

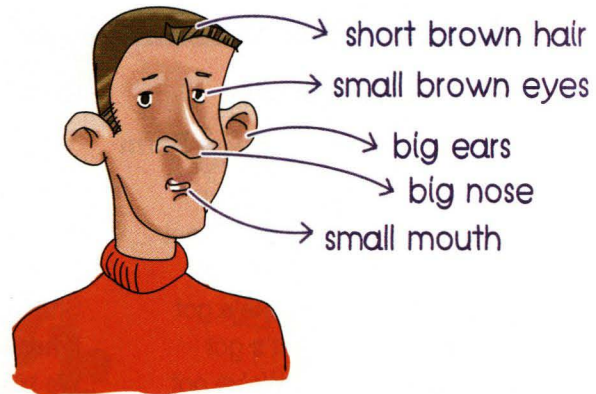

.....

.....

.....

.....

3 Look at the pictures. Fill in: 's got or hasn't got.



- 1 She *'s got* a beautiful face.
- 2 He big blue eyes.
- 3 She a big nose.
- 4 He big ears.

- 5 She a big mouth.
- 6 He a small nose.
- 7 She big ears.
- 8 He short brown hair.

4 Write the sentences in the negative.

- 1 We've got a big dog.
We haven't got a big dog.
- 2 Omar's got a car.
.....
- 3 Ben and Pat have got bikes.
.....

- 4 Lucy's got a computer.
.....
- 5 They've got a new house.
.....
- 6 You've got a basketball.
.....

Short answers

Have you got a pen?	Yes, I/we have.	No, I/we haven't.
Has he/she/it got two pens?	Yes, he/she/it has.	No, he/she/it hasn't.

5 Complete the sentences so that they are true about you and your friends/ family.

- | | |
|---|--------------------------------|
| 1 I <i>...ve got/haven't got...</i> brown hair. | 5 I big ears. |
| 2 My dad a big nose. | 6 My parents brown hair. |
| 3 My best friend a small mouth. | 7 My mum long hair. |
| 4 My teacher short fair hair. | 8 My friends bicycles. |
| | 9 I a kite. |


6 Fill in: *Have* or *Has*. Write the short answers.



camera



radio



kite




guitar

	camera	radio	kite	guitar
Ivan	✓			
Anna			✓	
Kim and Sue		✓		
Ben				✓

- | | |
|--|---------------------------------|
| 1 <i>Has</i> Ivan got a kite?
<i>No, he hasn't.</i> | 5 Kim and Sue got a kite? |
| 2 Anna got a kite? | 6 Ben got a guitar? |
| 3 Kim and Sue got a radio? | 7 Anna got a radio? |
| 4 Ben got a camera? | 8 Ivan got a camera? |

8 'Have / Have got'

7 Write questions and short answers as in the example.



1 it/big ears
Has it got big ears?
Yes, it has.



2 she/cat



3 they/horse



4 we/hats



5 she/guitar



6 he/motorbike

8 Look at the picture and write questions and short answers as in the example.



1 Alex/umbrella
Has Alex got an umbrella?
No, he hasn't.

2 Mr and Mrs Olsen/dog

3 Olga/toy robot

4 Anya/ball


5 Hanna and Otto/guitar

6 Anya/umbrella



What have they got?

Look at the pictures for a minute. Say what you remember.



Team A S1: Jane has got a dog in Picture A. In picture B she hasn't got a dog. She's got a cat.



Speaking Activity

Describe a boy or a girl from the class. Your partner guesses who it is.



This person has got short fair hair, a small nose and blue eyes.

Is it Elena?

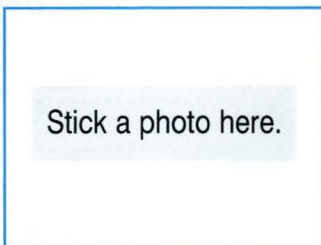


Yes, it is.



Writing Activity

Describe your best friend.




Stick a photo here.


..... has got
 hair and eyes.
 nose.
 mouth and
 ears. face.

Progress Check 4 (Units 7-8)

1 Read and circle.




1 **This** / **Those** are birds.



2 **That** / **These** are hats.




3 **That** / **These** is a dolphin.




4 **These** / **Those** are lemons.




5 **This** / **That** is a TV.



6 **Those** / **This** is a kite.







7 **These** / **That** are erasers.





8 **Those** / **That** is an elephant.

2 Fill in: *this*, *that*, *these* or *those*.

1 *This* is  a banana and is  an apple.

2 are  oranges and are  lemons.

3 is  a pineapple and are  strawberries.

3 Write the questions and answer them as in the example.

1 *Has he got a ball?* (he/ball/✓)
Yes, he has.

2 (she/toy robot/X)

3 (we/yo-yo/X)

4 (you/umbrella/X)

5 (they/books/✓)

6 (he/schoolbag/✓)

4 Write the negative or affirmative sentences.

1 We have got a horse.

We haven't got a horse.

2 Jane hasn't got a monkey.

.....

3 Yasmin has got five cats.

.....

4 Heath and Jake haven't got a mouse.

.....

5 You haven't got a snake.

.....

6 Kate and Leo have got two fish.

.....

Listening

5 Listen and draw lines. There is one example.

Mark

Jill

Dave

Paul

Helen

Ben

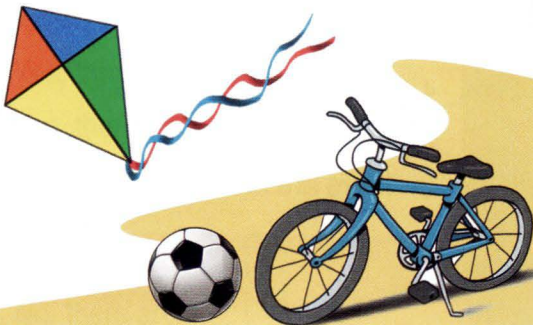
Sarah



6



Song



These are my boots and that's my hat
I've got clothes, I've got clothes
Those are my trousers, that's my shirt
I can go outside to play

This is my ball and that's my kite
I've got toys, I've got toys
Those are my yo-yos, that's my bike
I can go outside to play



Listen and repeat.




There is a boat.
 There are three fish.
 There isn't an octopus.
 There aren't four starfish.


	Affirmative		Negative		Interrogative
	Long Form	Short Form	Long Form	Short Form	
singular	there is	there's	there is not	there isn't	Is there?
plural	there are		there are not	there aren't	Are there?

1 Look at the picture. Read and write yes or no.



- 1 There are two children in the picture. Yes
- 2 There are four bikes.
- 3 There isn't a dog.
- 4 There are five bananas.
- 5 There is a radio.
- 6 There are two sandwiches.

2  Look at the picture. Fill in: *is, are, isn't, aren't*. Listen and check.



- 1 There ... *is* ... a helicopter.
- 2 There three cars.
- 3 There a park.
- 4 There a house.
- 5 There three children in the park.
- 6 There a lorry.
- 7 There a supermarket.
- 8 There three lorries.

3 Look at the picture. Read and tick (✓).



1 Are there five children in the picture?

- a Yes, there are.
- b No, there aren't.

2 Is there a snake?

- a Yes, there are.
- b Yes, there is.

3 Are there three frogs?

- a Yes, there are.
- b No, there aren't.

4 Are there two dogs?

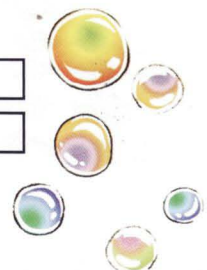
- a No, there isn't.
- b No, there aren't.

5 Is there a cat?

- a No, there aren't.
- b No, there isn't.

6 Is there a dolphin?

- a No, there isn't.
- b No, there aren't.



6 Look at the picture. Write questions and answers as in the example.

1 hat

Is there a hat?

Yes, there is.

2 three books

Are there three books?

No, there aren't.

3 doll

.....

.....

4 four red dresses

.....

.....

5 umbrella

.....

.....



Where am I?

Think of a room. Your partner asks you three questions and tries to guess where you are.

Is there a sofa?

No, there isn't.



Are there cupboards?

Yes, there are.

Are you in the kitchen?

Yes, I am!



Writing Activity

Write what there is in your bedroom.

In my bedroom, there is



Listen and repeat.

I can walk and

I can talk.


I can't fly and

I can't cry.

Can you sing

and can you dance?

I can clap my hands!!!





Affirmative	Negative		Interrogative
	Long Form	Short Form	
I can	I cannot	I can't	Can I?
You can	You cannot	You can't	Can you?
He can	He cannot	He can't	Can he?
She can	She cannot	She can't	Can she?
It can	It cannot	It can't	Can it?
We can	We cannot	We can't	Can we?
You can	You cannot	You can't	Can you?
They can	They cannot	They can't	Can they?

Short answers	Can you dance?	Yes, I can./No, I can't.
---------------	----------------	--------------------------

1 This is Naomi. Fill in what she *can* and *can't* do.



- Naomi *can't* drive a car.
- She play football.
- She ride a bike.
- She play the guitar.
- She read.



2 Look at the pictures. Tick (✓) what you can do and cross (X) what you can't do.



1 dance



2 sing



3 swim



4 drive



5 ride a horse



6 write



7 run fast



8 climb



9 ride a bike



10 cook



11 play tennis




12 paint

Now write sentences about what you can and can't do.

1 *I can't drive.*
 2
 3
 4


5
 6
 7
 8

3 First say then write sentences as in the example.




- 1 Can you see a truck? *Yes, I can.*
- 2 Can you see a man?
- 3 Can you see a bed?
- 4 Can you see a boy?
- 5 Can you see a dog?
- 6 Can you see a glass?

4 Look at the pictures and read the answers. Then write the questions.




1 *Can Jonas play the guitar?* Yes, he can.



2? No, they can't.



3? Yes, she can.



4? No, he can't.



5? Yes, they can.



6? No, she can't.

5 Write out the questions and answers with *can/can't*. Listen and check.

1 dogs / fly
Can dogs fly?
No, they can't.


2 frogs / jump

3 snakes / walk

4 monkeys / climb


6 Look at the picture. Use the phrases below to write questions and answers as in the example.

play basketball read climb a tree play football fly a kite ride a bike



1 *Can Amira and Ivan play basketball? Yes, they can.*
 2
 3
 4
 5
 6

7 True or False?




1 Fish can swim.
True! Fish can swim.




4 Spiders can swim.



2 Dogs can read.



5 Kangaroos can jump.



3 Dolphins can walk.



6 Chickens can fly.



Guess the Animal!

Think of an animal. Your partner asks you questions with *can* and tries to guess the animal.



Can it jump?

Can it fly?

Can it swim?

Is it a frog?

Yes, it can.

No, it can't.

Yes, it can.

Yes, it is!



Speaking Activity

Look at the table. In pairs ask and answer questions about what the people *can* and *can't* do.



Tony



Céline




Chloe & Phil

play tennis	✓	✗	✓
paint	✗	✓	✓
dance	✗	✓	✓
swim	✓	✗	✗



Can Tony play tennis?

Yes, he can.



Writing Activity

Ask a friend and write down four things he or she can do and four things he or she can't do.

.....

.....


.....

.....

Progress Check 5 (Units 9-10)

1 Complete the sentences with *There is*, *There are*, *There isn't* or *There aren't*.

- 1 *There is* a computer.
- 2 four flowers.
- 3 two glasses.
- 4 a picture.
- 5 four books.
- 6 an eraser.
- 7 a schoolbag.
- 8 two pens.



2 Look at the picture and answer the questions.

- 1 Is there a rabbit in the picture? *Yes, there is.*
- 2 Is there a dog in the picture?
- 3 Are there birds in the picture?
- 4 Is there a girl in the picture?
- 5 Are there houses in the picture?
- 6 Are there trees in the picture?



3 Look at the table. Write what Chelsea can or can't do.

Chelsea	Yes	No
play the guitar	✓	
ride a bike	✓	
sing		✓
play tennis	✓	
drive a car		✓
swim		✓

- 1 *She can play the guitar.*
- 2
- 3
- 4
- 5
- 6

Progress Check 5

4 Write questions and answers. Use can or can't.

- 1 Mimi / swim? (X)
- 2 Jane and Ted / cook? (X)
- 3 the cat / run fast? (✓)
- 4 he / eat that cake? (X)
- 5 your friends / play football? (✓)
- 6 she / ride a bike? (✓)

..... *Can Mimi swim? No, she can't.*

.....

.....

.....

.....

Listening

5 Listen and write a name or a number. There are two examples.



Charles



12



1



2



3




4

6



Song



There are lions in the zoo
And they can walk
There's a parrot in the zoo
And it can talk
There are lots of things to see
Please come to the zoo with me
There's a parrot in the zoo
And it can talk



There's a dolphin in the zoo
And it can swim
There are lots of pretty birds
And they can sing
There are lots of things to do
Can we all go to the zoo
There's a dolphin in the zoo
And it can swim





Listen and repeat.

Possessives



Personal Pronouns		Possessive adjectives	
Singular	Plural	Singular	Plural
I	we	my	our
you	you	your	your
he, she, it	they	his, her, its	their

1 Fill in: *my, your, his, her, its, our* or *their*.



1 I've got a scarf.
It's *my* scarf.



2 He's got a jacket.
It's jacket.



3 She's got a hat.
It's hat.



4 They've got glasses.
They're glasses.



5 You've got a handbag.
It's handbag.



6 We've got dresses.
They're dresses.



7 It's got a house.
It's house.



8 They've got T-shirts.
They're T-shirts.



9 I've got a blue top.
It's top.

2 Fill in: *my, your, his, her, its, our* or *their*.

1 This is Alejandro and this is
... *his* ... dog.



2 This is Marcie and this is
..... computer.



3 This is Enzo and Lea and
this is cat.



4 This is me and this is
..... bike.



5 This is you and this is
..... parrot.



6 We are Vadim and Taras
and this is snake.



7 This is a dog and this is
..... house.



8 This is me and this is
..... kite.



9 This is Sanne and Anouk
and this is rabbit.

3 Fill in: *my, your, his, her, its, our* or *their*.

1 I have got a house. It's ... *my* ... house.

2 Ali and Hamid have got watches. They're
..... watches.


3 My friends and I have got a ball. It's
..... ball.

4 Tito has got a bike. It's bike.

5 My mum has got a dress. It's
dress.

6 My cat has got a bed. It's bed.

7 You've got a car. It's car.

4  Fill in: *my, his, her, its, our* or *their*. Listen and check.

1 A: Have Cho and Eri got a robot?

B: Yes, it's ... *their* ... robot.

2 A: Look, he's got a dog.

B: Yes, it's dog.

3 A: Is this Anna's doll?

B: Yes, it's doll.

4 A: Look, the dog has got a ball.

B: Yes, it's ball.

5 A: Has your family got a TV?

B: Yes, it's TV.

6 A: Is this your house?

B: Yes. It's house.

Possessive case

We use 's with one person or animal.



Diego's book



the girl's cat

We use s' with more than one person or animal.



the boys' books



the children's dog

BUT

NOTE:



Ben and Joe's bike



Ben's and Joe's bikes

5 Add 's or '. Write the words.

- ~~the dog~~ ~~our cats~~ the lion my dad the rabbits my teacher
 our friends your sister my brothers the monkeys

('s)

the dog's

(')


our cats'

6 Read and circle.

- 1 They're the **girls** / **girls'** dolls.
- 2 She's **Saraha's** / **Sarah's** mum.
- 3 He's my **dad's** / **dad** brother.
- 4 They are the **boy's** / **boys** trains.
- 5 It's the **mouses** / **mouse's** house.

- 6 It's **Christina's** / **Christinas'** T-shirt.
- 7 She's **Karim and Hasem's** / **Karim's and Hasem's** sister.
- 8 They're **Alphonso's and Fernando** / **Alphonso's and Fernando's** dogs

7 Match the phrases to the pictures.



A the boy's bike

B the girl's brush

C the girls' brushes


D the boys' bikes

8 Look and write.



Listen and check.

- 1 Sandra is *Jenny* and *Harry's* mum.
- 2 David is and grandpa.
- 3 Cassie is and grandma.
- 4 Jenny is sister.
- 5 Harry is brother.
- 6 William is and dad.



Speaking Activity

Look at the family on page 58. Ask questions.

Who's David?



David is Jenny's grandpa. He is William's dad.



Who's this?

Write 5 names of people in your family. Ask and answer questions.

- 1 Elsie
- 2
- 3
- 4
- 5



Is Elsie your sister?

Is Elsie your grandma?



No, she isn't.

Yes, she is!

Writing Activity

Write about your family.

My name is

.....

.....

.....

.....

.....

.....



Listen and repeat.



We use the **imperative** to tell one or more people to do or not to do something.

1



Write. Listen and check.

Answer

Write

Sit

Read

Listen

Colour

...Answer... the question.




..... the picture.




..... down.



..... to this song.



..... the sign!



..... your name in capital letters.

Positive



Negative



2 Write the negative form.


1 Close your book!

Don't close your book!

3 Run!

4 Look at me!

3 Match the sentences to the pictures.



Don't talk!
Look at the board!
Don't take photos!
Don't eat in here!
Don't sit there!



4 Put the words in order.

1 hair / brush / your.

5 to / count / 10.

2 the / music / listen to.

6 cola / don't / drink.

3 picture / look at / the.

7 sing / in class / don't.

4 down / jump / and / up!

8 your / dinner / eat .

5



Match the sentences with the pictures. Listen and check.

Brush your teeth!

Go to bed!

Tidy your room!

Drink your milk!

Do your homework!

Wake-up!

1

Wake up!




2




3



4



5



6



6

Tick then write.

In the classroom ...

	Do	Don't
Eat.		✓
Be quiet.		
Play football.		
Listen to your teacher.		
Look at the board.		
Look out the window.		

1
2
3
4
5
6

Don't eat!



Don't do that!

Tell your partner to do the opposite.

Don't jump!

(jumping)



Progress Check 6 (Units 11-12)

1 Look at the pictures. Rewrite the sentences. Change the underlined words. Use *your, his, her, their* or *our*.



1 This is Claudia's dress.
This is her dress.



2 That's Mr and Mrs Smith's car.



3 These aren't Marco's toys.



4 This is Greg's and my house.



5 This isn't Sarah's hat.



6 Those are your and your sister's schoolbags.

2 Match the sentences to the pictures.

~~Eat your lunch, please.~~

Go to sleep.

Brush your teeth!

Climb that tree!

Don't talk!

Don't run!

Eat your lunch, please.



Progress Check 6

3 Fill in 's or '.

- 1 Those are Ralph's..... shoes.
- 2 This is Carla..... umbrella.
- 3 They are the boys..... bikes.
- 4 This is the children..... computer.
- 5 Those are the women..... watches.
- 6 This is Charlie..... bag.
- 7 Those are the monkeys..... bananas.
- 8 It's the baby..... toy.

Listening

4 Listen and colour. There is one example.



5



Song

Jump up and down with me
Jump up and down with me
Sing our song and clap your hands
Jump up and down with me

Stand up, sit down with me
Stand up, sit down with me
We can sing our happy song
Stand up, sit down with me




Present Continuous



Listen and repeat.

Two frogs **are standing** by,
 Two butterflies **are flying** high,
 and to the frogs they're **saying** goodbye.
 He's **singing**, she's **dancing**,
 they're **running**, they're **jumping**,
 they're **playing** in the sun,
 they're **having** fun.



Affirmative		Negative	
Long form	Short Form	Long form	Short Form
I am walking	I'm walking	I am not walking	I'm not walking
You are walking	You're walking	You are not walking	You aren't walking
He is walking	He's walking	He is not walking	He isn't walking
She is walking	She's walking	She is not walking	She isn't walking
It is walking	It's walking	It is not walking	It isn't walking
We are walking	We're walking	We are not walking	We aren't walking
You are walking	You're walking	You are not walking	You aren't walking
They are walking	They're walking	They are not walking	They aren't walking

Spelling rules

work – **working**, read – **reading**, climb – **climbing**, fly – **flying**

BUT: cut – **cutting**, put – **putting**, write – **writing**, dance – **dancing**

We use the **present continuous** for actions happening now. He is sleeping now.

1 Add -ing to the verbs.

- | | | | | | |
|---------|-------------------------|--------|-------|---------|-------|
| 1 climb | ... <i>climbing</i> ... | 4 cook | | 7 dance | |
| 2 swim | | 5 ride | | 8 write | |
| 3 cut | | 6 run | | 9 say | |

13 Present Continuous

2 Fill in: am, is or are.

- 1 He *is* eating a banana. 3 I reading. 5 We walking.
 2 It flying. 4 They dancing. 6 She cooking.

3 Complete the sentences as in the example.


Long form

1 I *am* singing. (✓)
 2 We brushing our teeth. (✓)
 3 He doing his homework. (✓)
 4 It flying. (✓)
 5 They *are not* drinking tea. (X)
 6 You sitting. (X)
 7 She swimming. (X)
 8 It barking. (X)

Short form

I *'m* singing. (✓)
 We brushing our teeth. (✓)
 He doing his homework. (✓)
 It flying. (✓)
 They *aren't* drinking tea. (X)
 You sitting. (X)
 She swimming. (X)
 It barking. (X)

4 Look at the picture and use the verbs in brackets to complete the sentences.



- 1 *Bea and Tony are making* (make) a sandcastle.
 2 (wear) red T-shirts.
 3 (eat) an ice cream.
 4 (sit) under a beach umbrella.
 5 (swim).
 6 (write) her name on the sand.

5 Fill in: 'm not, aren't or isn't.


- 1 Carmen *isn't* eating a banana.
- 2 Angelo talking to Fabio.
- 3 You listening to the radio.
- 4 They playing tennis.
- 5 It running fast.
- 6 I going to school.

6 Look at the pictures and use the verbs below to write what the people are doing as in the example.

drive swim sit play eat read




1 Maria is drinking milk.
.. Maria isn't drinking milk.
.. She's eating an apple.



2 Ivan and Katya are dancing.



3 Billy is making a sandcastle.



4 Paolo is riding a motorbike.



5 Susan and Miriam are listening to music.



6 Joshua is painting a picture.

13 Present Continuous



51 Listen and repeat.

Interrogative

- Am I walking?
- Are you walking?
- Is he walking?
- Is she walking?
- Is it walking?
- Are we walking?
- Are you walking?
- Are they walking?

Short answers

Are you/we/they reading?	Yes, I am/we/they are.	Is he/she/it reading?	Yes, he/she/it is.
	No, I'm not/we/they aren't.		No, he/she/it isn't.

7 Answer the questions. Use short answers.




- | | |
|--|--|
| <p>1 Is the man painting?
...<i>Yes, he is.</i>.....</p> <p>2 Are the women eating?
.....</p> <p>3 Is Joe riding a bike?
.....</p> | <p>4 Is Li taking a photo?
.....</p> <p>5 Is Sarah sleeping?
.....</p> <p>6 Are Maya and Eve swimming?
.....</p> |
|--|--|

8 Write the questions. Answer them.

- 1 Mum / cook? (X) *Is Mum cooking? No, she isn't.*
- 2 the dogs / sleep? (✓)
- 3 your sister / write a letter? (X)
- 4 Chris / sit in the garden? (✓)
- 5 you / talk on the phone? (X)

9 Put the verbs in brackets into the present continuous.



Dear Lena,
 We are in Amalfi, Italy. I 1) (sit)
 on the beach and I 2) (listen) to
 music. Mum and Dad 3)
 (swim). My sister 4) (eat) an
 ice cream and my brother 5)
 (make) a sandcastle. It's fantastic here!
 Love,
 Darya

What are you doing?

Mime an action. Your partner guesses what you are doing.

Are you riding
a bicycle?

Are you driving
a car?



No, I'm not.

Yes, I am!

Writing Activity

You are on holiday. Write a postcard.


Dear

We are in
 Mum and Dad

Love,



Listen and repeat.



Present Simple

Affirmative	Negative	
	Long form	Short Form
I walk	I do not walk	I don't walk
You walk	You do not walk	You don't walk
He walks	He does not walk	He doesn't walk
She walks	She does not walk	She doesn't walk
It walks	It does not walk	It doesn't walk
We walk	We do not walk	We don't walk
You walk	You do not walk	You don't walk
They walk	They do not walk	They don't walk


We use the **present simple** for repeated actions or permanent situations.

Spelling of 3rd person singular for verbs ending in:

ss, sh, ch, x, o + es	consonant + y → ies	vowel + y + s
I brush - he brushes	I cry - he cries	I play - he plays

1 Write the third person singular.

- | | | |
|--|----------------------|----------------------|
| 1 I swim - it <i>swims</i> | 4 I fly - it | 7 I like - he |
| 2 I try - she | 5 I run - she | 8 I push - she |
| 3 I enjoy - he | 6 I catch - he | 9 I say - it |

2  Write the verbs in the correct columns. Listen and check. Listen and repeat.

wash	write	surf	read	stop	wear	close	look
watch	play	mix	sleep	kiss	do	open	
/s/			/ɪz/			/z/	
/f/, /k/, /p/, /t/			/s/, /ʃ/, /tʃ/, /z/, /dʒ/			after other sounds	
stops,			watches,			does,	

3 Complete the sentences as in the example.


Long Form

- 1 We *do not* like football.
- 2 He eat fish.
- 3 She watch TV.
- 4 I drive a car.
- 5 They play tennis.
- 6 Kate speak French.
- 7 You get up at 7:00.

Short Form

- We *don't* like football.
- He eat fish.
- She watch TV.
- I drive a car.
- They play tennis.
- Kate speak French.
- You get up at 7:00.

4 Look at the table and write what sports they *play* and *don't play*.



1 *Phil plays football and tennis. He doesn't play basketball.*

2

3

4

5

- Phil**
- Sofia & Chris**
- Rose**
- Zack**
- Anna & I**

	<i>football</i>	<i>tennis</i>	<i>basketball</i>
Phil	✓	✓	
Sofia & Chris		✓	✓
Rose	✓		✓
Zack		✓	✓
Anna & I	✓	✓	

5 Write what Carol does every day.

Carol 1) *gets up* at 7 o'clock every day. She 2) breakfast at 7:30. She 3) to school at 8 o'clock. She 4) lunch at 2 o'clock. She 5) her homework in the evening. She 6) TV at 8 o'clock. She 7) to bed at 10 o'clock.



6 Use the words to write sentences. Use the present simple.



1 do their shopping / every Friday / they
They do their shopping every Friday.




2 ride her bike / she / every day



3 at 7:30 / dinner / eat / they



4 often play / my dad and I / football




5 his homework / he do / in the afternoon



6 a pilot / planes / fly

Interrogative	Short Answers
Do I walk?	Yes, I do . / No, I don't .
Do you walk?	Yes, you do . / No, you don't .
Does he walk?	Yes, he does . / No, he doesn't .
Does she walk?	Yes, she does . / No, she doesn't .
Does it walk?	Yes, it does . / No, it doesn't .
Do we walk?	Yes, we do . / No, we don't .
Do you walk?	Yes, you do . / No, you don't .
Do they walk?	Yes, they do . / No, they don't .



7 Fill in: Do or Does.



8 Write the questions.

- 1 like / you / chocolate
- 2 she / the guitar / play
- 3 listen to / Carlos / music
- 4 dogs / run fast
- 5 English / speak / your friend
- 6 Liz and Ben / school / go to

Do you like chocolate?

.....

.....

.....

.....

14 Present Simple

9 Complete the questions and answers.


- 1 *Do* you *like* strawberries? (**like**)
- 2 Candice and Alfonso to school? (**walk**)
- 3 Mary TV in the afternoon? (**watch**)
- 4 they basketball on Saturdays? (**play**)
- 5 Chris meat every day? (**eat**)
- 6 Mr Key in the sea? (**swim**)

Yes, *I do.*
 No,
 Yes,
 No,
 No,
 Yes,

10 Fill in: Do or Does. Answer the questions.

- 1 you and your friends walk to school?
- 2 your best friend play football?
- 3 you go to the beach on Sundays?
- 4 you and your friends play computer games?
- 5 your teacher ride a motorbike?

11 Put the verbs in brackets into the present simple, then answer the questions as in the example.



John and David are friends. They 1) *like*
 (**like**) sports and they 2) (**play**)
 basketball every week. They 3)
 (**not/play**) tennis. David 4)
 (**like**) running. John 5) (**like**)
 reading books. Every night he 6)
 (**read**) a story before he 7) (**go**)
 to bed.

- 1 Do John and David like sports?
- 2 Do John and David play basketball?
- 3 Do John and David play tennis?
- 4 Does David like running?
- 5 Does John like reading books?
- 6 Does John read stories every night?

Yes, they do.



What do you do at ...?

Say a time. Your partner mimes what he/she usually does at that time. Tell the class.

What do you do at 7 o'clock in the morning?

Peter brushes his teeth at 7 o'clock in the morning.



Present Simple vs Present Continuous

We use the **present simple** for repeated actions or permanent situations.

Phrases with the Present Simple: *usually, always, often, never, every day, etc.*

We use the **present continuous** for temporary actions or actions happening now.

Phrases with the present continuous: *now, at present, today, at the moment, etc.*

Usually



He **usually** drives a car.

Today



Today he is riding a bike.

12 Put the verbs in brackets into the *present simple* or the *present continuous*.

1 (drink)

I usually *drink* tea. Today I *'m drinking* coffee.

2 (eat)

He usually lunch at one o'clock. Today he lunch at 2:00.

3 (read)

She now. She often in the evening.

4 (wash)

Lewis the car at the moment. He usually it every Saturday.

5 (ride)

Maria her bike every day. She her bike now.

6 (wear)

James and Mike usually jackets but today they T-shirts.

14


Present Simple

13 Fill in the verbs in the *present simple* or the *present continuous*.


listen watch cook swim read play run eat



1 Roger usually *listens* to music but today he *is playing* the guitar.



2 They usually dinner but today they pizza.



3 Jennifer usually TV but today she a book.



4 He usually but today he

14 Put the verbs in brackets into the *present simple* or the *present continuous*.

usually



today



Olivia usually 1) *wears* (wear) T-shirts. In the afternoon, she usually 2) (go) to the park and she 3) (walk) her dog. She often 4) (play) football in the park at the weekend. She usually 5) (eat) apples and oranges for a snack. Today, Olivia is at a party. She 6) (wear) a beautiful dress. She 7) (talk) to her friends now. She 8) (eat) an ice cream. Olivia and her friends 9) (listen) to music. They 10) (have) fun!

15 Put the verbs in brackets into the *present simple* or the *present continuous*.

- 1 I *play* (play) tennis every week.
- 2 The children (eat) lunch now.
- 3 Marla (clean) her bedroom every Saturday?
- 4 We (not/watch) TV at the moment.
- 5 He (go) to school every day.
- 6 I (read) a book now.
- 7 They (not/ride) their bikes now.
- 8 she (listen) to music at the moment?


16 Put the verbs in brackets into the *present simple* or the *present continuous*.

To: yannisfun@gmail.com
 From: simon_10@happymail.uk
 Subject: Holiday Time!

Dear Yann,

I 1) *am* (be) on holiday with my family. We 2) (be) in Nice, France. We 3) (stay) in a great hotel by the sea. In the mornings, we usually 4) (go) to the beach and we 5) (swim) in the sea. In the evenings, we 6) (eat) at nice restaurants. At the moment, Mum and Dad 7) (walk) on the beach and my sister 8) (take) photos. I 9) (sit) in our hotel room and I 10) (write) emails to all my friends. France is great!

See you soon,
 Simon

17  Put the verbs in brackets into the *present simple* or the *present continuous*. Listen and check.

- Claude: Hi Stella. What 1) *are you doing* (you/do)?
- Stella: I 2) (read) a book about Australia. It's really good.
- Claude: 3) (you/read) a lot of books?
- Stella: Yes, lots! 4) (meet) Jake today?
- Claude: Yes, we 5) (ride) our bikes to the sports field because we 6) (play) football this afternoon.
- Stella: 7) (you/play) football every Saturday?
- Claude: No, we usually 8) (go) to the swimming pool on Saturdays.







Speaking Activity

Look at the pictures. Ask and answers questions with your partner.

Usually (6 o'clock in the evening)



Now (6 o'clock in the evening)



What does Ann usually do at 6 o'clock in the evening?



It's 6 o'clock in the evening. What is she doing now?

She usually reads a book.



She is watching TV.



Writing Activity

Imagine you are on holiday. Write an email to your friend. Write about your holiday. What do you usually do? What are you and your family doing at the moment?

To: my_friend@gomail.com
 From: me@happymail.uk
 Subject: Holiday Time!

Dear

I am on holiday

.....

.....

.....

.....

See you soon,

.....

Progress Check 7 (Units 13-14)

1 Match the sentences.

- 1 E Are you doing your homework?
 2 Is she drinking milk?
 3 Is it climbing a tree?
 4 Are they reading books?
 5 Are we playing football?



- A No, it isn't.
 B No, we aren't.
 C Yes, she is.
 D Yes, they are.
 E Yes, I am.

2 Fill in the correct form of the verbs. Then match the sentences to the pictures.

draw go watch swim play eat



- 1 C Dana ... *goes* ... dancing on Thursdays.
 2 My brother and I football in the park now.
 3 Keith very good pictures.
 4 My cat fish every day.
 5 Mum and Dad TV at the moment.
 6 Jo in the sea in the summer.




3 Put the verbs in brackets into the *present continuous* or the *present simple*.


- 1 Today, I *'m riding* (ride) my bike to school.
 2 In the summer, my friends (swim) in the sea.
 3 Kirsten (make) a cake now?
 4 We (not/do) our homework in the mornings.
 5 They (not/run) in the park at the moment.
 6 Hana and Jana (play) tennis on Tuesdays?

Progress Check 7




Listening

4  Listen and tick (✓). There is one example.

What is Rasheed doing?






1 What is Anna wearing?



2 Which girl is Angela?



3 What does Tom like?



5  Song 




Every year, we take our things
And go on holiday
We go to the seaside
It's a lovely place to stay
We play on the beach all day
And we swim in the sea
Oh, we love our holidays

We are swimming in the sea now
We are playing on the sand now
We are eating big ice creams now
Oh, we love our holidays

We have picnics on the beach
And we play in the sun
We build big sandcastles
And we have a lot of fun
We eat lots of ice creams
And we run and jump and play
Oh, we love our holidays

Listen and repeat. Then act out.



1 Fill in: *on, in, under* or *behind*.



1 *in*



2



3




4


2 Look at the picture and answer the questions.

Which animal is ...

- 1 in the house? *The cat*
- 2 on the roof?
- 3 behind the house?
- 4 under the table?
- 5 behind the door?
- 6 on the table?



3 Read and circle.




- 1 There is a table **in** / **on** the garden.
- 2 There is a dog **under** / **on** the table.
- 3 There are glasses **on** / **under** the table.
- 4 There is a bike **behind** / **on** the tree.
- 5 There is a ball **under** / **on** the blue chair.
- 6 There are apples **in** / **under** the basket.
- 7 There is a doll **under** / **in** the blue chair.
- 8 There is a cat **behind** / **on** the flowers.

4 Fill in: *on, in, behind* or *under*.

WHERE IS CARLOS?




1 He is *in* the wardrobe.



2 He is the bed.



3 He is the chair.



4 He is the bookcase.



5 He is the umbrella.




6 He is the box.

5 Look and fill in: *on, in, behind* and *under*.



The children are having fun in the park. Ted is 1)*in*..... the boat. Peter is 2) his bike. John is sitting 3) the tree. Look! Ann is standing 4) the tree! There is a bird 5) the basket. Can you see the dog 6) the basket?

6  Fill in: *on, in, behind* or *under*. Listen and check.




Hi! My name is Theresa and this is my room. There is a bed, a desk, a bookcase and a wardrobe 1).....*in*..... my room. There is a computer 2)..... my desk. My clothes are 3)..... the wardrobe. There are toys 4)..... my bed and a big teddy bear is 5)..... my bookcase. Peaches, my cat, is sleeping 6)..... my bed. Do you like my room?



What is it?

Ask your partner questions and guess the animal.



Is it on the bed?

Yes, it is.

It's a lion!



Writing Activity

Write about your room. Use Exercise 6 as a model.

Hi! My name is

.....

.....

.....

.....

.....

.....

.....

.....

.....

.....



Listen and repeat.



*In the morning I wash my face
In the evening I clean my place
At 2 o'clock I play with my dog
At 5 o'clock I take a walk
On Wednesdays I go to the gym
On Sundays I go for a swim.*



Prepositions of time

In	At	On
in the morning	at 8 o'clock	on Sunday(s), on Monday(s),
in the afternoon	at noon	on Tuesday(s), on Wednesday(s),
in the evening	at night	on Thursday(s), on Friday(s),
in July (months)	at midnight	on Saturday(s)
in (the) summer (seasons)	at lunch time	on August 2nd (dates)
in 2010 (years)	at dinner time	on Friday afternoon
	at the weekend	

1 Circle the correct prepositions.

- I get up at / in 7:30.
- August is in / on the summer.
- It rains in / at January.
- I go to the park on / in the afternoon.
- She goes to the gym at / on Tuesdays.
- We play tennis in / on the morning.
- We all eat together at / on dinner time.
- I watch TV on / at 8 o'clock.
- We play football on / in Fridays.
- We sleep at / in night.

2 Fill in: in, on or at.

- | | | |
|---------------------|---------------------|---------------------|
| 1 ...in... December | 5 the evening | 9 11 o'clock |
| 2 Friday | 6 2012 | 10 August |
| 3 midnight | 7 June 1st | 11 the spring |
| 4 the winter | 8 noon | 12 Sunday |

3 Fill in: *on, in or at.*

1

Come to my birthday party

..... *on* Monday
 4 o'clock

 the afternoon

2

carnival day party!

..... March
 Saturday 15th
 5 o'clock

3

Food and Drink Time!

..... Friday
 6 o'clock

 the evening

4

WINTER PARTY

..... December
 Sunday 2nd
 the morning

5

Back to school!

School starts September
 and we're celebrating with a party July 31st.
 Come to my house
 noon
 for a great back-to-school party!

6

The Summer is here!

Let's celebrate with a pool party
 Sunday June 30th.
 The fun begins
 noon and ends late
 night!

4 Match.

- 1 D Ian's birthday is on
- 2 The film starts at
- 3 She goes to school in
- 4 It snows in
- 5 I usually go to the park on
- 6 We sometimes visit our friends at

- A the winter.
- B the morning.
- C the weekend.
- D May 2nd.
- E 7 o'clock.
- F Sundays.

5  Write the words or phrases in the correct box. Listen and check.



6 Choose the correct item.

- 1 She eats breakfast the morning.
A in B on C at
- 2 Dad comes home half past six.
A on B at C in
- 3 Sunday we go to the beach.
A At B On C In
- 4 We never watch TV dinner time.
A in B on C at
- 5 It rains the winter.
A on B in C at

- 6 My birthday is July 9th.
A on B at C in
- 7 She doesn't work night.
A at B in C on
- 8 We have lunch noon.
A in B on C at
- 9 Chris watches TV the evening.
A at B in C on
- 10 School starts September.
A at B on C in

7 Fill in: *on, in or at*.

- 1 My friend's birthday is .. *on* .. November 3rd.
- 2 Lisa and Wilson usually go on holiday August.
- 3 Christopher comes home from work 6 o'clock.
- 4 She walks her dog the afternoon.
- 5 My friends and I meet the weekend.
- 6 Patricia has a piano lesson Friday evening.

16

Prepositions of Time

8

What does Alina do on Mondays? Use these phrases:

come back get up go to school go to bed



seven o'clock



half past eight



quarter to three




quarter past nine

Alina gets up at seven o'clock.

Now write what you do on Tuesdays.

9

Fill in: on, in or at.



This is Sebastian. Every day, he gets up 1) ...*at*... half past seven. He has breakfast and then he leaves for school 2) quarter past eight. 3) the evenings, he watches TV or reads a book. 4) the weekends, Sebastian likes to have fun with his friends. 5) Saturday, they often go to the park and ride their bikes and 6) the evening they go to the cinema. 7) Sunday morning, Sebastian and his friends usually play football.

10

Fill in: on, in, or at.

Dear Jessica,

It's my birthday 1) ...*in*... August and I'm writing to invite you to my party. The party is 2) Saturday August 2nd 3) 7 o'clock 4) the evening. Why don't you come 5) the morning so we can put up the balloons and other decorations together?

You can spend the night with us.

I really hope you can come!

Love,

Nina

Speaking Activity

Ask and answer questions with *when* with a partner. Use the phrases: *your birthday, get up, go to school, watch TV, play football, go to the park, go on holiday.*



When is your birthday?

I get up at 7:30.



My birthday is in June. When do you get up?



What do you do?

Say a time phrase. Your partner makes a sentence using this phrase.



Tuesdays!

I go swimming in July.



I go to my guitar lesson on Tuesdays. July!



Writing Activity


It's your birthday. Write an email to your friend and ask him/her to come to your party. Use the email in Ex. 10 as a model.

Dear

It's my birthday

Love,


Listen and repeat. Act out.



Who – What

We use **who** for people. We use **what** for things and animals.

1 Fill in: *who* or *what*.



2 Read and circle.

- | | |
|---|---|
| 1 "What / Who is that?" "It's a mouse." | 5 "What / Who are those?" "They are monkeys." |
| 2 "Who / What is she?" "This is Mary." | 6 "Who / What are you?" "I'm Charlie." |
| 3 "Who / What is this?" "It's a doll." | 7 "Who / What is that?" "It's my new bike." |
| 4 "What / Who are they?" "My brothers." | 8 "What / Who is he?" "My English teacher." |

3 Fill in: who or what.

1 What are those?



They're penguins.

2 is she?



She's Sarah.

3 are they?




They're Tom and Kim.

4 is that?



It's a hat.

5 is this?



It's a robot.

6 is he?



He's my father.

4 Match.

- 1 F Who is she?
- 2 What is this?
- 3 What are those?
- 4 Who are they?
- 5 What is he doing?
- 6 Who are they talking to?

- A It is a book.
- B He is sleeping.
- C They are John and Mary.
- D Their friend, Frank.
- E They are fish.
- F She is Ann.

5 Write the questions to the answers. Use who or what.

- | | |
|---|--|
| 1 <u>What is it?</u>
It's a dolphin. | 4
The people in the photo are my friends. |
| 2
Miss Ross is my favourite teacher. | 5
The boy in the blue T-shirt is John. |
| 3
I usually eat eggs for breakfast. | 6
My brother's name is Pedro. |

6



Fill in: *who* or *what*. Listen and check.

Sue: 1) are you looking at, Jim?

Jim: A photo from my friend's costume party.

Sue: 2) are you wearing?

Jim: A tiger costume.

Sue: It's funny! And 3) is this behind you?

Jim: 4) are you talking about?

The boy in the dog costume?

Sue: No, the girl in the cat costume.

Jim: That's my friend, Mary.


Sue: 5) is she doing?

Jim: She's posing for the photo!



Can you remember?

Look at the picture for one minute. Close your book and in pairs ask and answer questions with *what* and *who*.



Who is watching TV?

She's sleeping.

Jason is watching TV. What is Granny Nina doing?



Progress Check 8 (Units 15-17)

1 Look at the picture. Read and circle.



- 1 The apples are **under** / **in** the bowl.
- 2 The glasses are **in** / **on** the cupboard.
- 3 The cat is **on** / **behind** the chair.
- 4 The dog is **on** / **under** the table.
- 5 The girl is **behind** / **on** the table.
- 6 The mouse is **in** / **under** the chair.

2 Write the words in the right column.

July Tuesday the summer night November 3rd
9 o'clock the morning noon Monday afternoon

in

July

.....

.....

.....

on

.....

.....

.....

at

.....

.....

.....

3 Fill in: *Who* or *What*.



- Sam: 1) 's that in your hand, Kitty?
Kitty: It's a photo. Look!
Sam: 2) 's that boy?
Kitty: He's my friend, Nick.
Sam: 3) 's that?
Kitty: It's Nick's bike. I like it very much.
Sam: 4) 's that girl on the bike?
Kitty: That's me.

Progress Check 8


4 Match the sentences.

- 1 Who are you?
- 2 What is that?
- 3 What are they doing?
- 4 Who are they?
- 5 What are these?

- a They are reading.
- b They are snakes.
- c It is a guitar.
- d I am Mrs Harp.
- e They are my friends.

Listening

5 Listen and draw lines. There is one example.



6



Song

Who is in the kitchen?
 Who's behind the chair?
 Who is in the cupboard?
 Are you hiding there?
 Who's under the table?
 Tell me, I can't see
 Please stop hiding in the house
 Come out and play with me.

Who is in the bedroom?
 Who's behind the door?
 Who's under the bed, now,
 Hiding on the floor?
 Who is in the garden?
 Who's behind the tree?
 It's a lovely day today
 Come out and play with me.



Revision 1 (Units 1-2)

1 Fill in the missing capital letters.

A C G K
 P T
 V Y

(Points: —
18x1 18)

2 Fill in the missing small letters.

..... b e h j
 m r u
 x

(Points: —
18x1 18)

3 Look at the pictures. Look at the letters. Write the words.



n r
a i

rain



a g
l s
s

1



o s
e n

2




h a
w t
c

3



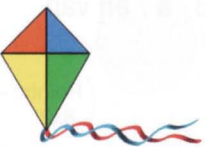
r a
r o
c t

4



s m
u e
o

5



i k
e t

6



o n
l m
e

7



d i
b r

8

(Points: —
8x4 32)

Revision 1

4 Fill in: *a* or *an*.



1 cat



2 zebra



3 ball




4 onion



5 Indian



6 insect



7 elephant



8 star

(Points: —)
8x2 16

5 Circle *a* or *an*.



1 *a* / *an* frog



2 *a* / *an* umbrella



3 *a* / *an* lion



4 *a* / *an* octopus



5 *a* / *an* apple



6 *a* / *an* hat



7 *a* / *an* yo-yo



8 *a* / *an* van

(Points: —)
8x2 16

(Total: —)
100

Revision 2 (Units 1-4)

1 Circle the vowels.

w j o y e l q a v u c h f i

(Points: —
5x1 5)

2 Write the words in small letters.

1 **QUEEN:**
2 **STAR:**
3 **GLASS:**
4 **HAT:**
5 **ZOO:**

6 **JAM:**
7 **FROG:**
8 **BALL:**
9 **WATCH:**
10 **TRAIN:**

(Points: —
10x2 20)


3 Fill in: a or an.



1 pen



2 cake



3 alligator



4 umbrella




5 owl




6 egg



7 pineapple



8 book



9 horse

(Points: —
9x2 18)

Revision 2

4 Write the numbers.

 1	 2	 3	 4
 5	 6	 7	 8

(Points: —
8x3 24)

5 Write the plurals.

- | | | |
|-----------------|-----------------|------------------|
| 1 car - | 5 lorry - | 9 box - |
| 2 bus - | 6 lion - | 10 snake - |
| 3 brush - | 7 watch - | 11 glass - |
| 4 boy - | 8 zebra - | 12 baby - |


(Points: —
12x1 12)

6 Count and write.

fish woman child person mouse sheep foot tooth



three children



1




2



3




4



5



6



7

(Points: —
7x3 21)

(Total: —
100)

Revision 3 (Units 1-6)

1 Write the words in small letters.

CHAIR

HORSE

PILOT

MELON



Four empty boxes for writing the word 'MELON'.



Four empty boxes for writing the word 'HORSE'.



Four empty boxes for writing the word 'CHAIR'.



Four empty boxes for writing the word 'PILOT'.

(Points: —
4x2 8)

2 Fill in: a or an.

1 bus

4 ant

7 onion

2 fish

5 watch

8 glass

3 egg

6 kite

9 insect

(Points: —
9x2 18)

3 Write the numbers.

1 25

5 15

9 97

2 48

6 44

10 100

3 18

7 89

4 70

8 61

(Points: —
10x3 30)

4 Write the plurals.

1 one baby – two

6 one fish – two

2 one box – two

7 one woman – two

3 one lady – two

8 one train – two

4 one child – two

9 one ostrich – two

5 one person – two

10 one mouse – two

(Points: —
10x2 20)

Revision 3

5 Fill in: *I, you, he, she, it, we* or *they*.



1



2




3




4



5



6



7



8

(Points: —)
8x1 8

6 Fill in: *am, is* or *are*.

- 1 I John.
- 2 We sisters.
- 3 She a doctor.
- 4 You a policeman.

- 5 It a lion.
- 6 Ben and Joe pilots.
- 7 Mark and Alan brothers.
- 8 Sarah and I singers.

(Points: —)
8x1 8

7 Complete the answers.

- 1 Is Jasmine a teacher?
Yes,
- 2 Are they policemen?
No,
- 3 Are Elsa and Natasha friends?
Yes,
- 4 Is an owl a bird?
Yes,

- 5 Is Mark a pilot?
Yes,
- 6 Is Debbie eleven?
No,
- 7 Are they lorries?
Yes,
- 8 Is Fluffy a dog?
No,

(Points: —)
8x1 8

(Total: —)
100

Revision 4 (Units 1-8)

1 Fill in: *a* or *an*.

- | | | |
|-------------------|------------------|---------------|
| 1 ostrich | 4 elephant | 7 horse |
| 2 yo-yo | 5 umbrella | 8 egg |
| 3 alligator | 6 monkey | 9 cow |

(Points: $\frac{\quad}{9 \times 1}$ 9)

2 Write the plurals.


- | | |
|-------------------------|-----------------------------|
| 1 one cat – three | 5 one box – three |
| 2 one watch – two | 6 one glass – four |
| 3 one child – ten | 7 one person – twenty |
| 4 one day – seven | 8 one lorry – ten |

(Points: $\frac{\quad}{8 \times 2}$ 16)

3 Look and circle the correct item.




1 he / she



2 it / they



3 he / it



4 it / they

(Points: $\frac{\quad}{4 \times 2}$ 8)

4 Fill in: *'m*, *'s* or *'re*.

- | | |
|-----------------------|-------------------------|
| 1 We pupils. | 5 He a policeman. |
| 2 They dancers. | 6 You a singer. |
| 3 I a teacher. | 7 She an acrobat. |
| 4 It a robot. | 8 I a bus driver. |

(Points: $\frac{\quad}{8 \times 1}$ 8)

5 Underline the correct item.

- | | |
|---|--|
| 1 This / Those is an egg. | 4 That / These are trees. |
| 2 Those / That are boats. | 5 That / These is a train. |
| 3 This / These are dresses. | 6 This / Those is a zebra. |


(Points: $\frac{\quad}{6 \times 2}$ 12)

Revision 4

6 Fill in: *this, that, these, or those.*




..... *This* is a dog.



1 is a kite.



2 is an plane.



3 are books.



4 are birds.



5 is my dad.

(Points: —
5x3 15)

7 Fill in: *have got, haven't got, has got or hasn't got.*

- | | |
|--------------------------------|---------------------------|
| 1 She a car. (X) | 4 We a boat. (X) |
| 2 They three cows. (✓) | 5 Alexis a bag. (X) |
| 3 Inga a blue dress. (✓) | 6 You a bike. (✓) |

(Points: —
6x2 12)

8 Look at the chart. Write the questions and answer them.



	<i>horse</i>	<i>bike</i>	<i>jacket</i>	<i>skirt</i>	<i>pencil</i>	<i>umbrella</i>
Has got		(✓)	(✓)			(✓)
Hasn't got	(X)			(X)	(X)	

- *Has she got a horse?* (horse) *No, she hasn't.*
- 1 (bike)
- 2 (jacket)
- 3 (skirt)
- 4 (pencil)
- 5 (umbrella)

(Points: —
5x4 20)

(Total: —
100)

Revision 5 (Units 1-10)

1 Read and circle.

- | | |
|--|---|
| 1 The farm has two lorry / lorries . | 6 Those man / men are doctors. |
| 2 Look. There's an / a helicopter. | 7 I saw two snakes / snake in the garden. |
| 3 The baby has got three tooth / teeth . | 8 That's a / an elephant. |
| 4 I have got an / a umbrella. | 9 The zoo has four monkeys / monkey . |
| 5 I can see two fox / foxes . | 10 Is this a / an lion? |

(Points: —)
10x2 20

2 Fill in: I, you, he, she, it, we or they.

- | | |
|---|---|
| 1 "Is this a ball?" "No, isn't." | 5 "Can you and Nina draw?" "No, can't." |
| 2 "Can you dance?" "Yes, can." | 6 "Has Melina got a car?" "Yes, has." |
| 3 "Is Freddy a doctor?" "No, isn't." | 7 "Are a student?" "Yes, I am." |
| 4 "Are Luigi and Tara friends?" "Yes, are." | 8 "Can penguins swim?" "Yes, can." |

(Points: —)
8x2 16


3 Write sentences as in the example.



...These are frogs...




1



2



3



4



5

(Points: —)
5x2 10

4 Write questions then answer them. Use can.

Pete / read (✓) *Can Peter read? Yes, he can.*

- Robert / ride a bike? (X)
- Claudia / play the piano? (✓)
- Mr and Mrs White / drive? (X)
- the dog / run fast? (✓)

(Points: —)
4x3 12

Revision 5


5 Write questions then answer them. Use *have got*.

Anna / a computer? (X) *Has Anna got a computer? No, she hasn't.*

- 1 the children / bikes? (✓)
- 2 Ben and Julia / a van? (X)
- 3 the dog / a house? (X)
- 4 David / an eraser? (✓)

(Points: —)
4x4 16

6 Look at the picture and write sentences. Use *There is*, *There are*, *There isn't* or *There aren't*.



ball: *There are two balls.*

- 1 child:
- 2 tree:
- 3 baby:
- 4 dog:
- 5 woman:
- 6 cat:
- 7 man:

(Points: —)
7x2 14

7 Choose the correct item.

- | | |
|---|--|
| 1 Julie and I friends.
A is B are C am | 4 these English books?
A Are B Is C Can |
| 2 There are in the kitchen!
A mice B mouse C a mouse | 5 I got a basketball.
A 'm not B haven't C hasn't |
| 3 are frogs.
A That B This C These | 6 "Are you 9?" "No, I"
A can't B 'm not C am |

(Points: —)
6x2 12

(Total: —)
100



Revision 6 (Units 1-12)

1 Read and circle.

- 1 This is the **teachers** / **teacher's** pencil.
- 2 That is **an** / **a** tiger.
- 3 Are these your **child** / **children**?
- 4 This is **Sheila's** / **Sheilas'** kite.
- 5 Claire has got **a** / **an** yo-yo.
- 6 These are **womens'** / **women's** shoes.
- 7 Is this **an** / **a** egg?
- 8 He is **Tom's and Ben's** / **Tom and Ben's** dad.
- 9 Mr Smith is **a** / **an** astronaut.
- 10 These are the **boys's** / **boys'** computers.

(Points: —)
10x2 20

2 Write: This, That, These or Those.



- 1
is a helicopter.
- 2
are oranges.
- 3
is a frog.
- 4
are planes.

(Points: —)
4x3 12

3 Change to the plural.

- She is a teacher. — *They are teachers.*
- 1 That is a strawberry. —
 - 2 She is a baby. —
 - 3 It is a mouse. —
 - 4 This is a sheep. —
 - 5 He hasn't got a watch. —
 - 6 It is a monkey. —
 - 7 There is a fox. —
 - 8 Is that a fish? —
 - 9 He drives a bus. —

(Points: —)
9x2 18

4 Write the opposites.

- Close the door. *Don't close the door.*
- 1 Don't walk!
 - 2 Sit!
 - 3 Talk!
 - 4 Don't run!
 - 5 Don't look!

(Points: —)
5x2 10

Revision 6

5 Ask and answer with can.




1 (they/read)

.....



2 (he/ride a bike)

.....



3 (it/jump)

.....



4 (she/cook)

.....

(Points: —)
 4x3 12

6 Write questions then answer them. Use have got.

Peter / cat? *Has Peter got a cat? Yes, he has. It's his cat.*

- 1 Maria / orange?
- 2 Paul and I / camera?
- 3 Dad / brother?
- 4 You and Sue / umbrella?
- 5 James and Lilly / dog?
- 6 the monkey / banana?

(Points: —)
 6x3 18

7 Read and match.

- B.* Can you ride a bike?
- 1 Are there chairs in the kitchen?
 - 2 Have they got motorbikes?
 - 3 Is your dad a teacher?
 - 4 Are these your books?
 - 5 Is there a dog in the garden?

- A No, he isn't.
 B Yes, I can.
 C Yes, there is.
 D Yes, there are.
 E No, they aren't.
 F No, they haven't.

(Points: —)
 5x2 10

(Total: —)
 100


Revision 7 (Units 1-14)

1 Read and circle.

- | | | |
|-------------------------------|----------------------------|---------------------------------|
| 1 a / an elephant | 4 ten star / stars | 7 a / an umbrella |
| 2 three houses / house | 5 one dish / dishes | 8 five people's / people |
| 3 a / an lion | 6 a / an train | 9 one man / men |

(Points: —)
9x2 18


2 Fill in: *This, That, These or Those.*




...*This*... is a cat.



1 are dogs.



2 is a bird.



3 are sheep.

(Points: —)
3x2 6

3 Answer the questions.

- | | |
|---|---|
| Have you got a pencil? (✓)
... <i>Yes, I have.</i> | 3 Has Jack got a jacket? (X)
..... |
| 1 Have you got a bike? (X)
..... | 4 Has Samantha got a camera? (X)
..... |
| 2 Have Mark and Mary got a car? (✓)
..... | 5 Have you got a rabbit? (✓)
..... |

(Points: —)
5x3 15

4 Complete the sentences. Use *can* or *can't*.

Khaled	can	can't
play football	✓	
swim		✓
speak English	✓	
read	✓	
run	✓	
ride a bike		✓

- Khaled *can* play football.
- 1 He swim.
- 2 He
- 3 He
- 4 He
- 5 He

(Points: —)
5x3 15

Revision 7

5 Fill in: *There is* or *There are*.

- 1 three horses. 3 two children. 5 a sheep.
 2 a cow. 4 chickens. 6 a farmer.

(Points: —)
6x2 12

6 Fill in: *my, your, his, her, its, our* or *their*.

- 1 Jake's got a camera. It's camera. 5 We've got a car. It's car.
 2 I've got two cats. They're cats. 6 My grandpa and grandma have got a house.
 3 She's got a radio. It's radio. It's house.
 4 The dog has got a ball. It's ball. 7 You've got a kite. It's kite.

(Points: —)
7x2 14

7 Match the sentences to the pictures.

Look at that plane!

Don't run!

Wake up!



1

2

3

(Points: —)
3x2 6

8 Put the verbs in the brackets into the *present simple* or the *present continuous*.

- Lin: Hi, Chang. What 1) you (do)?
 Chang: Hi! I 2) (make) a cake.
 Lin: 3) you usually (cook) on Saturday?
 Chang: No, I usually 4) (watch) TV. Today is my sister's birthday.
 Lin: Is she here? I want to wish her a happy birthday.
 Chang: She isn't here now. She 5) (ride) her bike in the park.
 Lin: 6) she (like) chocolate cake?
 Chang: Yes, she 7) (love) it!

(Points: —)
7x2 14

(Total: —)
100

Revision 8 (Units 1-17)

1 Write sentences as in the example.

- Tom / pilot *Tom is a pilot. He's a pilot.*
- 1 Samantha and I / sisters
- 2 Jenny and Tomas / seven
- 3 Spot / dog
- 4 Marisa / teacher
- 5 Jamal and George / firefighters


(Points: —)
5x4 20

2 Change to the plural.

- | | |
|---------------------------|-------------------------------|
| 1 That is a sheep. | 4 There is a strawberry. |
| 2 She has got a box. | 5 That is an ostrich. |
| 3 This is a man. | 6 There is a mouse. |

(Points: —)
6x2 12

3 Write the questions and answers.



Zak / kite

Has Zak got a kite?
Yes, he has.
It's his kite.



1 Paul and Jim / ball

.....
.....
.....



2 they / bikes

.....
.....
.....



3 Angela / book

.....
.....
.....



4 it / fish

.....
.....
.....



5 we / ice creams

.....
.....
.....

(Points: —)
5x4 20

Revision 8

4 Underline the correct item.

- 1 **Who / What** is the boy on the bike?
- 2 There **is / are** a man in the living room.
- 3 **Is / Are** there a cake in the fridge?
- 4 **What / Who** colour is Tom's car?
- 5 There **is / are** fish in the sea.
- 6 **What / Who** is your dog's name?


(Points: —)
6x2 12

5 Complete the sentences. Use the *present simple* or the *present continuous*.


- 1 My dad (wash) his car every Saturday.
- 2 Omar (not/like) apples.
- 3 Pam (do) her homework now.
- 4 She (wear) a nice blue dress today.
- 5 Jasmine and Ann (not/watch) TV at the moment.
- 6 Anna usually (ride) her bike to school.

(Points: —)
6x2 12


6 Fill in: *on, in, under or behind*.




1



2



3



4

(Points: —)
4x3 12

7 Choose the correct item.

- 1 Do you go to the beach the summer?
A on B in C at
- 2 This jacket is my
A mother B mothers' C mother's
- 3 This is my dog. name is Jack.
A It's B It C Its
- 4 Mr Lee is dad.
A Wen's and Lin B Wen and Lin's
C Wen's and Lin's
- 5 Owls don't sleep night.
A in B at C on
- 6 The party is Saturday.
A on B in C at

(Points: —)
6x2 12

(Total: —)
100



A

about
add
affirmative
afternoon
again
alligator
along
alphabet
always
answer
ant
apple
arm
armchair
ask
astronaut
at
at present
at the moment
autumn

B

baby
ball
banana
basketball
bath
be quiet
beautiful
bed
bedside table
bee
behind
best friend
big
bike
bird
black
blank
blue
board
boat
boots
box
boy
bracket
breakfast
brother
brown
brush
brush your teeth
bus
bus driver

C

cake
camera
can

capital letter
car
carrot
cat
chair
check
children (pl of child)
choose
circle
classroom
climb
close
colour
column
come back
complete
computer
consonant
cook
cooker
correct
cow
cupboard
curtains
cushion
cut

D

dad
dance
dancer
date
describe
desk
dialogue
dinner
dish
do
doctor
dog
doll
donkey
door
draw
dress
drink
drive

E

ear
eat
egg
elephant
end
ending
engineer
envelope
evening
every

example
eye

F

face
fair
family
fast
feet (pl of foot)
fill in
find
firefighter
first
fish
flower
fly
football
football player
form
fox
Friday
fridge
friend
frog

G

game
get up
glass
glasses
go
grandfather (grandpa)
grandmother (grandma)
green
guess
guitar

H

hair
hand
handbag
hat
have (got)
head
he
helicopter
help
her
here
his
holiday
home
homework
horse
house

I

ice cream
in
in order
in pairs
Indian
insect
interrogative
it
its

J

jacket
jam
job
jump

K

kite

L

lamp
learn
lemon
letter
leg
line
lion
listen
long
long form
look
lorry (BRIT)
lunch

M

match
mechanic
melon
men (pl of man)
mice (pl of mouse)
midnight
milk
missing
Monday
monkey
monster
month
morning
motorbike
mouse
mouth
mum
my

Word List

N
 name
 negative
 never
 night
 noon
 nose
 now
 number
 nurse

O
 octopus
 odd
 often
 on
 onion
 orange
 ostrich
 our
 owl

P
 paint
 park
 parrot
 partner
 pen
 penguin
 people (pl of person)
 personal pronoun
 picture
 pillow
 pilot
 pineapple
 pink
 plane
 play
 plural
 point
 policeman
 possessives
 postcard
 postman

prepositions of place
 prepositions of time
 Present Continuous
 Present Simple
 progress
 pupil
 put

Q
 queen
 question

R
 rabbit
 radio
 rain
 read
 red
 remember
 repeat
 ride
 robot
 room
 run

S
 Saturday
 say
 scarf
 schoolbag
 season
 sentence
 she
 sheep
 shelf
 shirt
 shoe
 short
 short answer
 short form
 shower
 sign
 sing
 singer

singular
 sister
 sit
 skirt
 sleep
 small
 small letter
 put
 snake
 sofa
 song
 spring
 star
 story
 strawberry
 student
 summer
 Sunday
 swim

T
 talk
 teacher
 teeth (pl of tooth)
 tennis
 tennis player
 that-those
 their
 there
 they
 think
 this-these
 Thursday
 tick
 tidy
 today
 toilet
 tomato
 top
 towel
 toy
 train
 trousers
 truck (AM)
 T-shirt
 Tuesday

TV

U
 umbrella
 under
 usually

V
 van
 verb
 vowel

W
 wake up
 walk
 wardrobe
 washbasin
 watch
 watermelon
 we
 Wednesday
 weekend
 what
 where
 white
 who
 window
 winter
 women (pl of woman)
 word
 work
 write

Y
 year
 yellow
 you
 your
 yo-yo

Z
 zebra
 zoo

New Round-Up

Virginia Evans Jenny Dooley

Starter

New Round-Up

Making grammar practice fun for young learners

New Round-Up is a seven-level course for young learners from beginner to upper-intermediate. It combines games and fun with systematic practice of English grammar.

New Round-Up Starter includes

- Colourful boxes and tables to present language clearly
- Lively, illustrated exercises and games to make practice fun and effective
- Listening activities to help with pronunciation
- Songs and speaking activities to encourage young learners to use grammar
- Regular Progress Checks and Revision sections to consolidate learning
- CD-Roms to provide more grammar practice and games
- Teacher's Book with answer keys, photocopiable Quizzes and Tests



Components

Students' Book with CD-Rom
Teacher's Book with audio CD

Use New Round-Up ...



in class



for homework



for revision



www.pearsonlongman.com

ISBN 978-1-4082-3503-4



9 781408 235034 >